

cosme

Les nouveaux matelassiers

Tête de lit

— Notice de montage

Outils



x 2



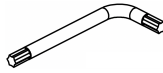
Vis penture
6x30

x4



Vis tête plate

x4



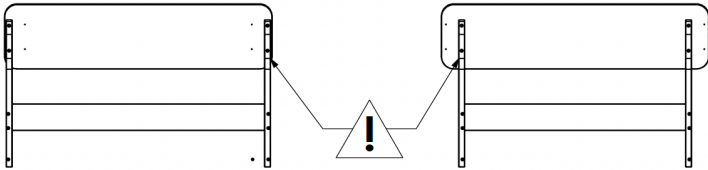
Clé torx T30

x1



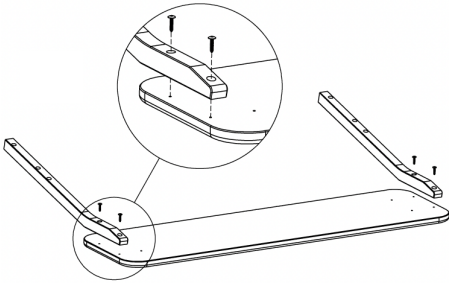
Clé 6 pan
4 mm

x1

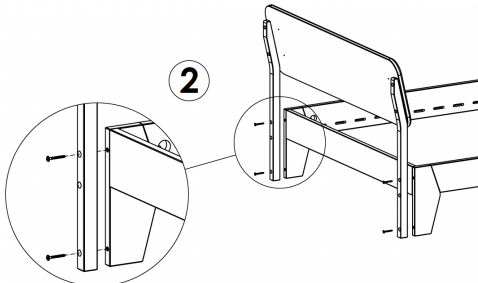


Position A

Position B



.01



.02

